

Features

- Terminals marked with polarity to assist with installation
- Duplicate Terminals for In-and-out SLC Wiring
- Terminals accept 22 to 12 AWG wire sizes
- Installs on Single Gang, Double Gang, 3-1/2" Octagon Box or 4" Square Box
- Locking tab prevents unauthorized detector removal
- Product includes 5-year warranty
- 6" mounting base comes with trim plate cover



Application

The Potter PAD300-6DB and PAD300-4DB detector bases are used to install PAD300 series detectors. The PAD300-6DB will mount on a single gang, double gang, octagon, 4" square, 50mm, 60mm, and 70mm electrical box.

Description

The PAD300-6DB and PAD300-4DB are low-profile, surface-mount bases used with Potter's addressable detectors. The base uses screw clamp terminals that accept wire ranging from 22 to 12 AWG. When installed on recessed electrical boxes, the PAD300-6DB is wide enough to completely cover the back box and the immediate surrounding area. The base is equipped with a locking tab to deter unauthorized removal of the attached detector.

Technical Specifications

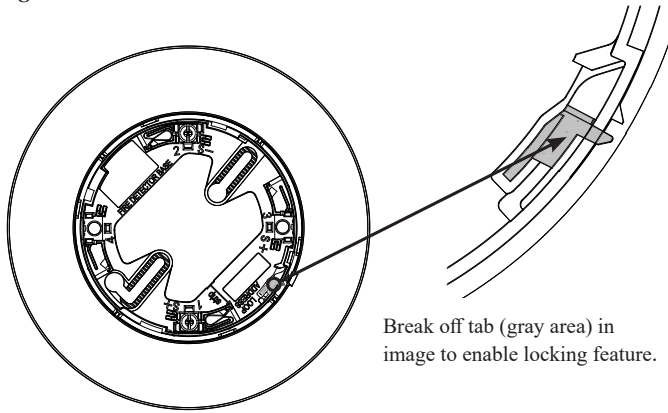
Installation Temp Range	32°F to 150°F (0°C to 66°C)
Operating Humidity Range	0% to 93% (Non-condensing)
Dimension	PAD300-4DB: 3.93 in / 100 mm PAD300-6DB: 6.3 in / 160 mm
Weight	PAD300-4DB: 1.34 oz / 38 g PAD300-6DB: 3.03 oz / 86 g
Height	0.76 in / 20 mm
Acceptable Wire Gauge	22 to 12AWG
Mounting Options	<ul style="list-style-type: none"> • Single Gang • Double Gang • 3-1/2" Octagon Box • 4" Octagon Box • 4" Square with Plaster Ring • 50 mm c/c Box • 60 mm c/c Box • 70 mm c/c Box

Locking Feature

The PAD300-6DB and PAD300-4DB include a locking feature that prevents removal of the detector without using a tool.

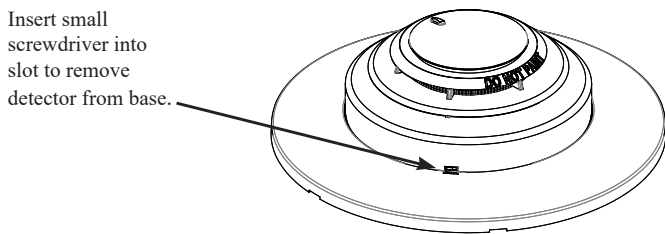
1. To enable this feature, break off the locking tab (See Figure 1), and then install the detector.

Fig. 1



2. To remove the detector from the base when the locking feature has been enabled, insert a small screwdriver into the slot on the base to push the plastic tab while simultaneously turning the detector head counter-clockwise.

Fig. 2



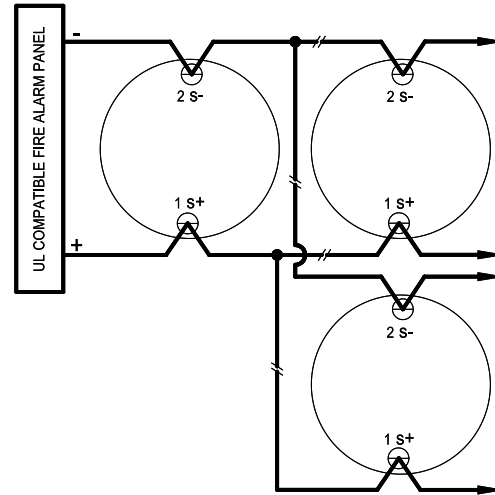
Ordering Information

Model	Description	Stock No.
PAD300-4DB	4" Detector Base	3992781
PAD300-6DB	6" Detector Base	3992782

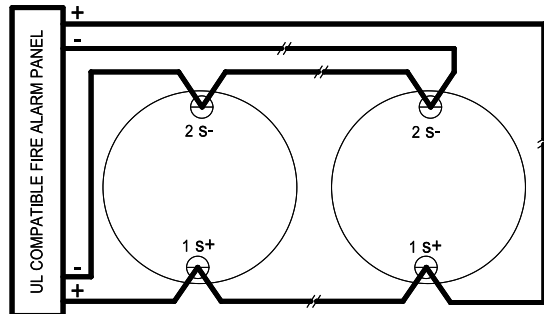
Wiring Diagrams

Fig. 3

1) Class B Wiring:



2) Class A Wiring:



3) Class X Wiring:

