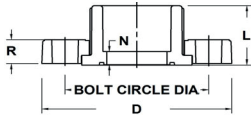


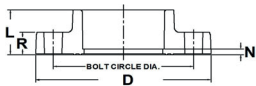
## SCHEDULE 80 PVC



### Flange (Loose Ring)

Part No	Size (in)	D	L	N	R	Bolt Circle Dia.
854-005	½	3 1/2	1	1/8	19/32	2 3/8
854-007	¾	3 7/8	1 5/32	1/8	19/32	2 3/4
854-010	1	4 1/4	1 3/8	1/8	21/32	3 1/8
854-012	1¼	4 5/8	1 1/2	1/8	11/16	3 1/2
854-015	1½	5	1 11/16	1/4	3/4	3 7/8
854-020	2	6	1 3/4	3/16	13/16	4 3/4
854-030FT	3	7 19/32	2 1/8	3/16	1	6
854-040FT	4	9 1/16	2 1/2	1/4	1 7/32	7 7/16
854-050FT	5	10	2 7/8	1/4	1 1/4	8 1/2
854-060FT	6	10 15/16	3 9/32	1/4	1 5/16	9 1/2
854-080FT	8	13 9/16	4 1/2	1/4	1 1/2	11 3/4
854-100FT	10	16	6	7/16	1 9/16	14 3/8
854-120FT	12	19 1/32	7 17/32	9/16	1 11/16	17

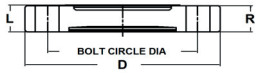
FT Represents FiberTuff Ring.



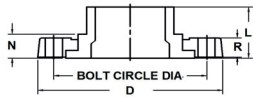
### Flange (Solid Style)

Part No	Size (in)	D	L	N	R	Bolt Circle Dia.
851-005	½	3 1/2	1	1/8	15/32	2 11/32
851-007	¾	3 29/32	1 5/32	1/8	1/2	2 3/4
851-010	1	4 9/32	1 9/32	3/16	19/32	3 3/32
851-012	1¼	4 21/32	1 13/32	3/16	5/8	3 7/16
851-015	1½	5	1 17/32	1/8	11/16	3 27/32
851-020	2	6 1/32	1 11/16	3/16	25/32	4 3/4
851-025	2½	7	2 3/32	5/16	15/16	5 1/2
851-030	3	7 1/2	2 1/8	1/4	1	6
851-040	4	9	2 1/2	1/4	1	7 7/16
851-060	6	10 31/32	3 7/16	7/16	1 5/16	9 1/2

## SCHEDULE 80 PVC



Flange					
Part No	Size (in)	D	L	R	Bolt Circle Dia.
853-005	½	3 1/2	1/2	7/16	2 3/8
853-007	¾	3 7/8	1/2	7/16	2 3/4
853-010	1	4 1/4	19/32	19/32	3 1/8
853-012	1¼	4 5/8	5/8	9/16	3 1/2
853-015	1½	5	13/16	23/32	3 7/8
853-020	2	6	15/16	3/4	4 3/4
853-025	2½	7	1	29/32	5 7/16
853-030	3	7 1/2	1	7/8	6
853-040	4	9	1 3/8	1 1/8	7 1/2
853-060	6	11	1 1/2	1 3/4	9 1/2
853-080	8	13 1/2	1 5/8	1 7/16	11 3/4



Flange (Loose Ring)						
Part No	Size (in)	D	L	N	R	Bolt Circle Dia.
856-005	½	3 1/2	1 3/4	7/8	17/32	2 3/8
856-007	¾	3 7/8	1 7/8	13/16	19/32	2 3/4
856-010	1	4 1/4	2 1/8	15/16	21/32	3 1/8
856-012	1¼	4 5/8	2 9/32	31/32	11/16	3 1/2
856-015	1½	5	2 1/2	1 1/16	3/4	3 7/8
856-020	2	6	2 13/16	1 7/32	13/16	4 3/4
856-030FT	3	7 19/32	3 11/32	1 5/16	1	5 15/16
856-040FT	4	9	3 7/8	1 5/8	1 7/32	7 7/16
856-050FT	5	10	4 1/2	1 1/2	1 1/4	8 1/2
856-060FT	6	10 15/16	4 11/16	1 19/32	1 5/16	9 1/2
856-080FT	8	13 9/16	6 1/4	1 11/16	1 15/32	11 3/4
856-100FT	10	16	7 13/32	1 7/8	1 9/16	14 3/8
856-120FT	12	19	9	1 15/16	1 21/32	17 1/32

FT Represents FiberTuff Ring.

## Headquarters

414 Morgan Street  
P.O. Box 116  
Brownsville, TN 38012  
731-772-3180  
800-776-2756  
Fax: 731-772-0835

## Service Centers

5700 East 39th Avenue  
Denver, CO 80207  
303-575-6701  
800-824-3675  
Fax: 303-575-6706

14820 Carmenita Road, Unit B  
Norwalk, CA 90650  
714-690-9679  
800-995-2726  
Fax: 714-736-1780

10350 Beaudin Blvd, Suite 600  
Woodridge, IL 60517  
630-597-0150  
888-995-7414  
Fax: 630-597-0156

6800 Kingspointe Parkway, Suite 400  
Orlando, FL 32819-8588  
407-206-5705  
800-437-3155  
Fax: 407-515-6542

1600 Kelly Blvd., Suite 13/X30  
Carrollton, TX 75006  
972-417-0073  
800-642-8104  
Fax: 972-417-9733

325 Lasley Avenue  
Wilkes Barre, PA 18706-1424  
570-301-1170  
800-882-5462  
Fax: 570-301-1176

8212 South 228th Street  
Kent, WA 98032  
425-272-0990  
888-285-2726  
Fax: 425-272-0995

## Limited Warranty

LASCO Fittings, Inc. products are warranted to be free from manufacturing defects in materials and workmanship. They are warranted against rot, rust, and electrolytic corrosion for a period of three years from date of installation. If LASCO products prove defective due to manufacturing defects in material or workmanship during that period, the manufacturer will provide new replacement units of the same type and size. No remedy will be granted under this warranty if LASCO products are not used strictly in accordance with LASCO's directions with respect to use and storage or if the products have been modified in any way. THE MANUFACTURER'S LIABILITY UNDER EXPRESSED OR IMPLIED WARRANTY OR FOR ANY REASON IS LIMITED TO FURNISHING REPLACEMENT UNITS OR GRANTING A CREDIT FOR DEFECTIVE UNITS. NO LABOR EXPENSE OR CONSEQUENTIAL DAMAGES WILL BE PAID BY LASCO. THIS WARRANTY IS IN LIEU OF ALL OTHER GUARANTEES AND WARRANTIES, EXPRESSED OR IMPLIED, INCLUDING BUT NOT LIMITED TO, WARRANTIES OF MERCHANTABILITY AND FITNESS FOR PURPOSE, EXCEPT FOR ANY WARRANTIES IMPLIED BY LAW FOR NONCOMMERCIAL CONSUMERS. ANY SUCH WARRANTIES ARE LIMITED TO THE DURATION OF THIS WRITTEN WARRANTY.

DO NOT USE LASCO FITTINGS FOR COMPRESSED AIR OR GASES.  
DO NOT TEST PVC PIPING SYSTEMS WITH COMPRESSED AIR OR GASES.  
DO NOT USE FITTINGS WITH LIQUIDS NOT RECOMMENDED BY LASCO.  
MODIFICATIONS OF FITTINGS VOIDS THE WARRANTY.

## STANDARDS AND SPECIFICATIONS – Schedule 80

ASTM D-1784 – Rigid Poly (Vinyl Chloride) (PVC) Compounds and Chlorinated Poly (Vinyl Chloride) (CPVC) Compounds.

ASTM D-2464 – Threaded Poly (Vinyl Chloride) (PVC) Plastic Pipe Fittings, Schedule 80.

ASTM D-2467 – Socket Type Poly (Vinyl Chloride) (PVC) Plastic Pipe Fittings, Schedule 80.

ASTM F-1970 – Standard Specification for Special Engineered Fittings, Appurtenances or Valves for use in Poly (Vinyl Chloride) (PVC) or Chlorinated Poly (Vinyl Chloride) (CPVC) Systems.

MATERIAL – LASCO Schedule 80 Fittings are produced from PVC Type 1, Cell Classification 12454- B.

- O-Rings are produced from a fluorocarbon elastomer (VITON).

LISTINGS – NSF (National Sanitation Foundation) for potable water services.

Please visit our website: [www.lascofittings.com](http://www.lascofittings.com)

**LASCO**<sup>®</sup>  
**Fittings, Inc.**